

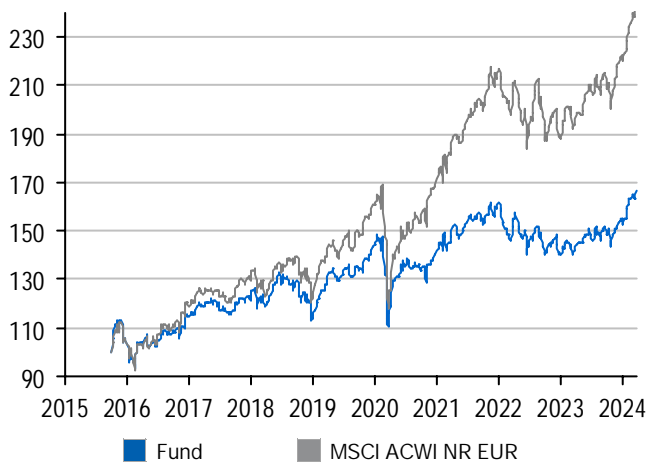
Quick facts

Fund category	Global Equity
Reco. placement period	10 years
Last NAV (EUR)	17.08
NAV frequency	Daily
ISIN	LU1191042891
Distributed in	LU
Risk Indicator	<div style="display: flex; align-items: center;"> <div style="border: 1px solid black; width: 15px; height: 15px; margin-right: 2px;"></div> <div style="border: 1px solid black; width: 15px; height: 15px; margin-right: 2px;"></div> <div style="border: 1px solid black; width: 15px; height: 15px; margin-right: 2px;"></div> <div style="border: 1px solid black; width: 15px; height: 15px; margin-right: 2px;"></div> <div style="border: 1px solid black; width: 15px; height: 15px; margin-right: 2px;"></div> <div style="border: 1px solid black; width: 15px; height: 15px; margin-right: 2px;"></div> <div style="border: 1px solid black; width: 15px; height: 15px;"></div> </div> <div style="margin-left: 5px; font-size: 8px;"> Lower Risk Higher Risk </div>

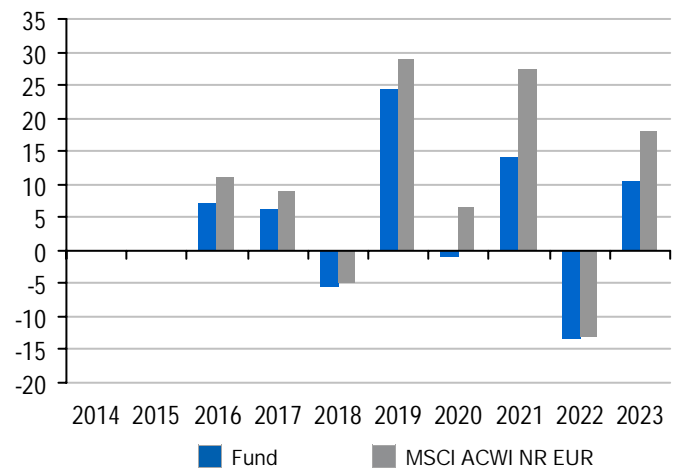
Investment objective

The Fund is actively managed and based on a concentrated portfolio of 30 to 50 stocks. Its objective is to outperform the MSCI ACWI Net Total Return on a risk-adjusted basis by investing in companies of the highest quality which offer the most compelling potential given fundamental, technical and valuation considerations. The portfolio's exposure is fine-tuned based on the investment team's appraisal of the macroeconomic environment, business cycle and geopolitical context. Various option strategies are used for yield enhancement and hedging purposes.

Cumulative performance



Calendar year performance (%)



Past performance (%) - Net returns

	Cumulative							Annualised	
	Month-to-date	Year-to-date	3 months	6 months	1 year	2 years	3 years	2 years	3 years
Fund	1.79%	7.90%	7.90%	12.52%	15.56%	9.14%	12.81%	4.47%	4.10%
Ref. Index	3.35%	10.67%	10.67%	17.77%	23.95%	17.50%	33.15%	8.39%	10.01%

Fund information

Legal form	SICAV UCITS
Fund domicile	Luxembourg
Fund launch date	03/08/2015
Total AUM (EUR)	10 780 985.62
Fiscal year end	December 31st
Fund currency	EUR
Reference Index	MSCI ACWI NR EUR
Cut-off time	See prospectus
Management company	Degroof Petercam AS
Investment manager	Probus Middle East Ltd
Custodian bank	Banque Degroof Petercam
Auditor	E&Y Luxembourg

Investment team

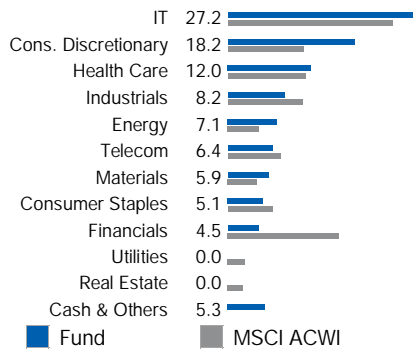
Eric Rochedieu: Eric is the senior investment manager of the Fund. He has been with the Group since 1993 and has over 40 years of experience in the financial industry. Prior to joining Probus, Eric spent 19 years of his career at Swiss Bank Corp. in Geneva, where he held a senior executive position and advised multinationals and high net worth individuals.

Adrian Kirilgin: Adrian is an investment manager of the Fund. He has been with the Group since 2013, during which he has extensively contributed to research and advised on the investment strategy. He holds a bachelor degree in economics and a masters in finance.

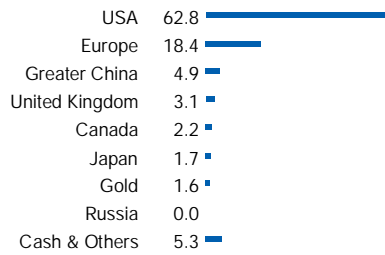
NAV analysis

3 years figures (ann.)	Fund	Index	Value	Date
Annual volatility	13.56	13.34	52-week NAV high	17.12 21/03/2024
Beta	0.79		52-week NAV low	14.60 30/03/2023
Tracking error	5.03		Max drawdown (%)	-14.35 17/11/21-20/12/22
Sharpe	-0.06	0.70		
Information ratio	-1.15			

Sectorial allocation (%)



Geographical allocation (%)



Top 10 holdings (%)

Alphabet	3.6	IDEXX Laboratories	2.3
TOTAL SA	2.8	Mettler-Toledo International	2.3
Microsoft	2.7	Mastercard Inc	2.3
Exxon Mobil	2.5	McDonalds	2.2
MSCI	2.4	Evolution AB	2.1
Top 5 positions	14.0	Top 10 positions (%)	25.2

Available share classes

Class Name	ISIN	BLMG ticker	Curr.	Type	Launch date	Min. invest.	Mgt. fees	Perf. fees	Front / back load
A EUR	LU1191040333	PROBGEA LX	EUR	A	03/08/2015	EUR 5 000	1.20%	None	Up to 5%/0%
I2 EUR	LU1191042891	PROBGEI LX	EUR	A	29/09/2015	EUR 1 000 000	0.90%	None	Up to 5%/0%

Contact Probus Pleion Group

Dubai

Probus Middle East Limited

DIFC - Emirates Financial Towers
 South Tower - Office 1101
 P.O. Box 9519 - Dubai - UAE
 +971 4 305 8000

Disclaimer

General: This document is provided for information purposes only and does not constitute or form part of an offer for shares. The offering of the shares and the distribution of Fund's prospectus may be restricted outside of the Grand-Duchy of Luxembourg and is not available to residents and/or nationals of the USA. The value of an investment in the Fund can fall as well as rise. An investment in the Fund is subject to a high degree of risk including the possible loss of capital. There is no assurance that the Fund will meet its investment objective. This document does not take into account individual objectives, taxation position or financial needs and should not be relied upon as the sole factor in an investment making decision. For complete information on the fund, please refer to the Prospectus as well as the Annual and Semi-Annual Reports. Although reasonable care has been taken to ensure that the information is accurate, correct and complete no responsibility can be accepted for any errors, mistakes or omissions or for any action taken in reliance thereon. The latest available prospectus should be consulted before considering any investment in the fund. The performance data do not take into account the commissions and costs incurred on the issue and redemption of units.

Source: Probus Pleion Group figures.

DATA PRIVACY POLICY IMPORTANT NOTICE

PROBUS PLEION recognizes the importance of keeping the personal data of its customers and other counter-parties confidential and protecting their privacy rights. As a consequence, PROBUS PLEION has adopted a global privacy policy consistent with applicable standards. Our Data Privacy Notice can be found using the following url: <https://www.probuspleion.com/data-protection-policy>.